

Maureen d'Armand  
EDET 632  
Individual Learning Project  
7 December, 2015

## Google Classroom: The Things it Can and Cannot Do

I chose to focus on Google classroom as a technology/resource I wanted to become familiar with because the Juneau School District encourages its use. All students receive a school district Gmail account and many teachers use aspects of Google and Google drive. Students openly denounce the use of this email server and don't love having to use it to submit assignments. Many students still prefer to type and print coursework to turn in, while others prefer to share the Google document. Subsequently, receiving a combination of printed, hand written and shared Google documents turns into a mess. Keeping track of who has turned in which assignment and in what form soon led me to outlaw the print version. But I was still left with 60 students sharing their documents with my school district email where I receive upward of 20 emails a day. Something had to change; thankfully, Google classroom saved the day.

Since my host teacher and I committed to using Goggle classroom the process has been mostly wonderful. Each classroom effectively becomes a stream or feed. The teacher can post assignments and announcements. These assignments can be written instructions only or written instructions with an attachment where one can place a template or example, much like this:

### Written Abstract Assignment


Below you will find links to abstract writing, directions, and examples.  
Please attach your written abstract to this assignment.

0

DONE

23

NOT DONE



Students can read the instructions and do their assignment, or they can examine the examples in the attached Google doc for more details. We also posted the project calendar, details, outline and rubric as an assignment in Google classroom, which allowed for a rather large document to be in a permanent location. Students can always (if they are online, or have data plans on their phone) revisit the details of the assignment and rubric.


### "What We Should Learn" Research Project


1

DONE

22

NOT DONE



 Add class comment...

We did however encounter a glitch. When posting assignments the last option available to the teacher is "assign each student a copy." While this seems like the logical choice to make, in fact this reproduces the assignment when students submit their own assignment. Thus in each classroom's inbox the teacher would receive the student's assignment and the copy of the template. You can see this disparity between the two posts above. In the right hand corner one states "each


student will get a copy” while the other does not. Bottom line: do not assign each student a copy!

The other beautiful feature of Google classroom is that it tells you when students turn in their work. The torture of digging through your Gmail account and cross referencing the grade-book to enter student’s grades from their “shared” Google docs is completely eliminated. Please note below:

### Persuasive Essay

13  
DONE

10  
NOT DONE




It is clear that 10 students have not turned in their essays. By simply clicking on the “not done” number you are linked to the students who have not finished or turned in their assignment. This is where Google classroom falls short on techniques of communication. From the list of students who are not finished, I would most like to send a push notification that is sent out to the students that reminds them that their assignment is overdue. But this is not possible. However, I am able to select certain students from the classroom and send them a group email reminding them to turn in their work, but many of my students openly do not check their school district email.

Their lives revolve around push notifications. My students rarely use Facebook. Some students use Instagram and Twitter, but most student Snapchat. This is their constant form of communication. Thus, to appropriately communicate with

students in the format in which they are communicating regularly, Google classroom and its users would clearly benefit from designing a notification system that pushes information to student's mobiles.

Google classroom allows a convenient interface. When students are in the classroom opening a laptop or any device with wifi, everyone (or just the teacher receives an announcement. Announcements are an easy way to communicate with the whole class and not receive personal email responses. If students respond their comment or email remains in the classroom. See below:

---

**ANNOUNCEMENT** Maureen D'Armand Dec 3 (Edited Dec 4) 

Hello English 11 Superstars!

I won't be able to be in P5 or P6 on Friday, so I will teach you the details of creating a Works Cited Page and an Abstract on Monday. If you want to get started on it anyway check out the examples of MLA citations and Abstracts under the Assignments. Use Friday to gather more research and by Monday please have at least 4 sources, so we can build your Works Cited. Thank you for all your hard work on this. I'm very excited for the presentations. Have a great weekend. Ms. D

Many teachers in our school use Remind 101 to send push notifications, or reminders to student's and parent's mobiles. This appears to be the most consistent way of sending out mini-communications to all students. I definitely have a handful of students who do not have data plans and some do not have phones, thus having a way to send information to their parents or their simple (non data-enabled) mobiles would be a consistent and universal format of communication. Overall Google classroom is a very useful tool for presenting and gathering course work. If Google classroom were able to include push notifications and interactive test making into their set of apps it would be the perfect teacher's helper.